

CASEMENT WINDOWS

CM100 SERIES



Window have been designed and tested to comply with the requirements of the Florida Building Code 2010.

Heavy gauge tubular extrusions are used for high strength properties and durability of aluminum.

Laminated or Laminated Insulated glass are impact resistant glasses tested to meet stringent hurricane codes.

Optional flange leg or equal leg are available for anchorage.

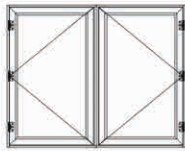
Exterior muntins or muntins placed between the insulated/laminated glass are available as an option.

NFRC thermal tested and Energy Star Certified with qualified glass specifications.

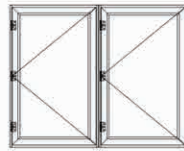
CONFIGURATIONS:



X
Max: 37" x 74 1/4"
or Equivalent



XX
Max: 74" x 74 1/4"
or Equivalent



XX
Side by Side
Single Max Dim. Each

STANDARD SIZES:

19 1/8 x 48	24 x 48	26 1/2 x 48	30 x 48	37 x 48	42 x 48	48 x 48
19 1/8 x 50 5/8	24 x 50 5/8	26 x 50 5/8	30 x 50 5/8	37 x 50 5/8	42 x 50 5/8	48 x 50 5/8
19 1/8 x 60	24 x 60	26 x 60	30 x 60	37 x 60	42 x 60	
19 1/8 x 63	24 x 63	26 x 63	30 x 63	37 x 63	42 x 63	
19 1/8 x 66	24 x 66	26 x 66	30 x 66	37 x 66		
19 1/8 x 72	24 x 72	26 x 72	30 x 72	37 x 72		
19 1/8 x 74 1/4	24 x 74 1/4	26 x 74 1/4	30 x 74 1/4	37 x 74 1/4		

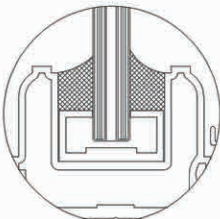
SINGLE PANEL SIZES

37 x 38 3/8	48 x 38 3/8	53 1/8 x 38 3/8	60 x 38 3/8	72 x 38 3/8	74 x 38 3/8	84 x 38 3/8	96 x 38 3/8	106 1/4 x 38 3/8
37 x 48	48 x 48	53 1/8 x 48	60 x 48	72 x 48	74 x 48	84 x 48	96 x 48	106 1/4 x 48
37 x 50 5/8	48 x 50 5/8	53 1/8 x 50 5/8	60 x 50 5/8	72 x 50 5/8	74 x 50 5/8	84 x 50 5/8	96 x 50 5/8	106 1/4 x 50 5/8
37 x 60	48 x 60	53 1/8 x 60	60 x 60	72 x 60	74 x 60	84 x 60		
37 x 63	48 x 63	53 1/8 x 63	60 x 63	72 x 63	74 x 63	84 x 63		
37 x 66	48 x 66	53 1/8 x 66	60 x 66	72 x 66	74 x 66			
37 x 72	48 x 72	53 1/8 x 72	60 x 72	72 x 72	74 x 72			
37 x 74 1/4	48 x 74 1/4	53 1/8 x 74 1/4	60 x 74 1/4	60 x 74 1/4	74 x 74 1/4			

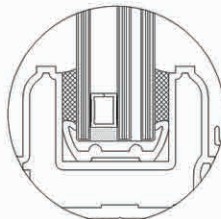
DOUBLE PANEL SIZES

MEETS EGRESS REQUIREMENTS (Assume all windows have equal lites)

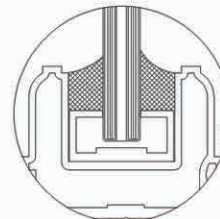
APPROVED GLASS TYPES:



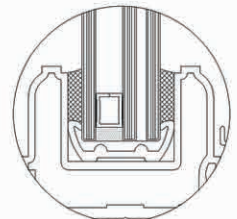
5/16" Laminated
1/8" H.S. Glass
.090 PVB Interlayer
1/8" H.S. Glass



1 1/16" or 3/4" Lami/Insulated
1/8" H.S. or
5/32" Temp Glass
1/4" Air Space
1/8" H.S. Glass
.090 PVB Interlayer
1/8" H.S. Glass



5/16" Laminated
1/8" H.S. Glass
.090 SGP Interlayer
1/8" H.S. Glass



1 1/16" or 3/4" Lami/Insulated
1/8" H.S. or
5/32" Temp Glass
1/4" Air Space
1/8" H.S. Glass
.090 SGP Interlayer
1/8" H.S. Glass